



TULLAMORE TIDYTOWNS
LONG TERM PLAN
2023 - 2026



Prepared for Tullamore TidyTown's Committee

By

Woodrow Sustainable Solutions
Main Street, Ballisodare, Co Sligo.
F91 R2VC
www.woodrow.ie



LONG TERM PLAN 2019-2022
TULLAMORE TIDYTOWNS

©All Rights Reserved.

THANKS

Thanks to the hard-working volunteers of Tullamore TidyTowns who gave up their time to assist in the development of this action plan for their community. Thanks also to the groups, organisations and statutory bodies that support and assist them in their work. Many met with, or had long phone calls with, the author of this report to help draft this plan.

Report written by Woodrow Sustainable Solutions, Main Street, Ballisodare, Co Sligo, 071 9140542, www.woodrow.ie.

Background to the Author

Woodrow Sustainable Solutions is an environmental consultancy that works with companies, agencies and communities to help them take the right steps towards sustainability.

Trading in Ireland since 2004, the company has worked with national bodies including Fáilte Ireland, Waterways Ireland, Irish Water, ESB and the Department of Rural and Community Development. It has carried out extensive wildlife surveys and impact assessment across Ireland. Woodrow has provided Local Authorities, private companies and many communities with training on natural heritage.

Sharon Eastwood, Co-Director of Woodrow Sustainable Solutions successfully applied to be a national adjudicator for the TidyTowns competition in 2011. Since this time, she has adjudicated annually being lucky enough to view the efforts of communities across the country. In tandem with this Sharon has attended all training courses and seminars organised for adjudicators as part of their Continued Professional Development. This consists of internal and external speakers and shared best practice.

She shares this expertise with the communities with whom she works. The sustained work, volunteer hours and the energy of TidyTowns volunteers consistently amazes Sharon.

Important

Please note that an adjudicator cannot judge a community where they have been involved in consultancy work for that community for at least 5 years. Implementation of actions in this report may not guarantee a leap of marks but should direct the community in their aims to continue to better their community and advance in the competition.

Photo credits: Woodrow Sustainable Solutions Ltd unless otherwise stated.

Cover Images: Tullamore Municipal Offices, Lloyd Park, Commemoration Stone to mark the winning the All-Ireland Hurling Competition; and one of the old oak trees in Charleville Wood, the area is designated as a Special Area of Conservation (SAC).

Contents

SECTION ONE - OVERVIEW	1
1.1 INTRODUCTION	1
1.2 DEVELOPMENT OF THIS LONG-TERM PLAN	1
1.3 LIAISON WITH OTHER LOCAL GROUPS & BODIES	2
SECTION TWO – AN EVOLVING COMPETITION	3
SECTION THREE– YOUR ENTRY FORM	3
3.1 DOCUMENTS TO SUBMIT TO THE COMPETITION ANNUALLY	3
Entry Form	3
New, Maintained and Future projects	4
Map	4
Long-term plan	4
SECTION FOUR– RECOMMENDED ACTIONS	5
4.1 Community – Your planning and involvement	5
4.2 Streetscape & Public Places	10
4.3 Green Spaces & landscaping	14
4.4 Nature & Biodiversity in your locality	18
4.5 Sustainability – Doing more with less	24
4.6 Tidiness & Litter Control	27
4.7 Residential Streets & Housing Areas	32
4.8 Approach Roads, Streets & Lanes	34
SECTION FIVE– SUMMARY ACTION PLAN	39
5.1 Table of Long-Term Actions	39
APPENDIX 1: USEFUL LINKS ON BIODIVERSITY	50
APPENDIX 2: BUILT HERITAGE OF TULLAMORE	51
APPENDIX 3: PLANTING FOR POLLINATORS	52
APPENDIX 4: NATIVE TREES & SHRUBS FOR LANDSCAPING	55
APPENDIX 5: INFORMATION ON NEST BOXES AND THEIR REQUIREMENTS	56
APPENDIX 6: GREENING YOUR FESTIVAL	57

SECTION ONE - OVERVIEW

1.1 INTRODUCTION

The national TidyTown competition will have been running for 60 years in 2018. During this time the competition has evolved to reflect changes in national policy. There are currently eight separate judging categories in this competition. As well as litter, communities are judged for example on local wildlife, sustainability, the built environment and community planning. This wider scope of the competition reflects changes in national policy but always pays heed to the importance of TidyTown committees and volunteers in shaping their communities.

The cornerstone of the TidyTown programme is the preparation of a multi-annual plan by the local community outlining their actions and intentions for the next few years. This helps focus the efforts of each community and helps to measure their success.

2018 saw some of the highest ever numbers of entrants in the national TidyTown competition with over 800 communities across Ireland entering. Every entrant to the competition is asked by their adjudicator to provide an up-to-date long-term plan.

Woodrow Sustainable Solutions was asked to tender for the work to draft the long-term year plan for the Tullamore community. The company was delighted to be subsequently asked to carry out the work with their community.

1.2 DEVELOPMENT OF THIS LONG-TERM PLAN

The plan was developed through a number of different ways.

Desk-top Audit:

A desk-survey of relevant information was collated including

- Extraction of pertinent information from relevant plans
- Review of websites with information on the area e.g. www.NPWS.ie.

Area Walkabout:

An introductory meeting was held with the community in Spring 2019 to discuss their hopes for the project. Then a tour of the community was carried out with representatives of the TidyTown committee to discuss relevant issues.

Contact with key Bodies/Personnel:

Individual e-mails were sent to key personnel and bodies with whom Tullamore TidyTown work. Meetings and phone discussions were held with many of these to assist in the drafting of this plan. Woodrow Sustainable Solutions would like to thank all for their assistance with this.

Site Audit:

A separate walk and drive around Tullamore were carried out by the report writer to consider the separate categories of the national competition.

Review Meeting:

A meeting was carried out to review the draft suggested actions and ensure other issues were not omitted.

Committee Meeting to debate ideas and suggestions

Representatives of Tullamore TidyTown's met with the author of this report on Wednesday 1 May 2019 to debate and discuss ideas and suggestions from which final actions were collated for inclusion in this plan.

1.3 LIAISON WITH OTHER LOCAL GROUPS & BODIES

There are many local groups and bodies whose aims have a cross over and where possibly working together could be of benefit. As such it is felt that Tullamore TidyTown's should continue to liaise with the following groups and others to look into such opportunities:

Education Establishments including:

- Tullamore College
- Tullamore Educate together NS
- St Mary's YC
- St Philomena's NS
- Scoil Mhuire
- Scoil Eoin Phoill 2
- Scoil Bhride
- Sacred Heart Secondary School
- Rehab Care Tanyard
- Rehab Care Kilcruttin
- Offaly School of Special Education
- St Joseph's NS
- National Learning Network
- Gaelscoil an Eiscir Riada
- Colaiste Choilim

- Charleville NS

Recreation groups & Clubs:

- Tullamore Tennis Club
- Tullamore Pitch and Putt
- Tullamore Hockey
- Tullamore Harriers
- Tullamore Rugby Club
- Offaly GAA
- Tullamore Town Football Club
- Tullamore Canoe Club
- Tullamore Subaqua Club

Historical Groups

And more....

SECTION TWO – AN EVOLVING COMPETITION

It should be noted that the adjudication categories and the share of points available across the national TidyTown's competition evolves in accordance with changes in national and international policies. Whilst this plan is based on the marking and points available in 2019, the community should bear in mind that there could be changes in subsequent years that require a change in the focus of the proposed work for Tullamore TidyTown's.

SECTION THREE– YOUR ENTRY FORM

Every year in May, TidyTown's' groups across the country draft their application form to the national competition. This section outlines what should be submitted to the Department. The community are also strongly advised to read through the entry form annually as the questions change as do the allocation of points available.

It should be noted that the entry from Tullamore has been highly commended in previous reports so keep up what you are doing! The following is included to assist in future years.

3.1 DOCUMENTS TO SUBMIT TO THE COMPETITION ANNUALLY

You will be allocated a different adjudicator each year. Your allocated adjudicator only receives a copy of last year's adjudication report for Tullamore and **only** what you submit. It is very likely that he/she will be visiting Tullamore for the first time. As such, please submit annually the following:

- Entry form;
- Map;
- Summary of your Long-Term action plan.

Do not assume any other knowledge of the community. For example, if you submitted details on a planting scheme last year but your adjudication report did not mention it, it would be worth mentioning again this year that you are still following the plans outlined in that planting scheme.

Entry Form

You enter into this form a summary of actions carried out over the last 12 months by Tullamore TidyTown's. The form is split into these separate adjudication categories.

Too much material is not always examined but photographs are excellent to include, especially before and after photographs or audiences at events. Provide the link for your website – www.TullamoreTidyTown's.ie and your Facebook Page <https://www.facebook.com/Tullamore-Tidy-Towns-Association-457207957777456/> Most adjudicators will check websites via their smartphones to see if information is up-to-date and relevant.

New, Maintained and Future projects

Please read carefully the questions on your entry form as these change according to feedback from adjudicators and communities. The 2019 entry form asked for information on projects to be separated into new, maintained and future planned projects. This means that marks are available for all these elements of work. Projects listed had to be separated into future (f), maintained (m) and new (n).

Map

A map should be provided on which the school and other key buildings are marked such as the Church, School and The Mill. Mark on the map projects of note on which you have worked within the last 12 months.

Long-term plan

Every year please submit a summary section of the long-term plan with your entry form. This shows that you have been strategic in your work and helps record your successes and achievements.

SECTION FOUR– RECOMMENDED ACTIONS

This section provides recommended actions for each separate adjudication category of the competition.

4.1 Community – Your planning and involvement

The category looks at how the TidyTowns committee integrates with their whole community. This could be through a cross generation project, linking in with existing groups and how estates and new inhabitants are welcomed to participate in your actions. Strategic planning is important to mention here.

Great Community Spirit

There is great community spirit across Tullamore. Following on from the success of Tullamore's entry into the international *Entente Florale* competition, the committee would like to build on this social capital and continue to make strides in the competition. Some of the suggested actions in this section of the report should help to build on this.

Action:

Build on the social capital of Tullamore's volunteers through sustained praise, promotion, and providing details of the many different ways in which volunteers can support your work.

Special Awards

Every year the TidyTowns competition issues Special Awards. You are encouraged to review these awards annually and see which may be of relevance to you and your work. One of these was the Community Sustainable Development Award for creating or enhancing an existing walkway in a community. Once the extended walkway is completed you consider entering for this award.

You do not have to enter these and it does not impact on your overall entry into the competition. In 2019 there were 14 different special award categories announced.

Action:

Review annually and Enter (where appropriate) Special awards to receive recognition for your efforts.

Encourage New Volunteers

It is often difficult to encourage volunteers on various committees. It is important, whilst difficult, to continually try and get more. Continue to highlight the different elements of the competition and e.g. a person with an interest in wildlife might help with an event. Maybe share minutes of your meetings on line also? Focus on getting new volunteers just for specific events or activities. They might sit on the committee at a later stage.

Action:

Continue to try and attract new volunteers to assist in your work, especially in newer competition areas such as sustainability or wildlife.

Communications



Image from Tullamore TidyTown's Facebook Page.

It is important to let all know of your plans in order to build support and understanding through different mediums. As such, you should continue to keep all Social Media Sites up to date sharing details of key aspects of your work. Aim for an update every two weeks so your 1021 Facebook (FB) followers (May 2019) are encouraged to revisit the pages and more will follow. In order to save time, look into apps which allow posts to be simultaneously posted on FB and other social media platforms. Where possible ask other local groups (e.g. GAA) to advertise key events such as the April Spring Clean also.

Actions:

Communicate your efforts widely.

Aim to double Facebook increase followers to 2100 within 2 years.

Continue to promote key events and invite attendees and support from other groups.

School Programmes

There are some great activities advancing across the schools in Tullamore that help take steps to achieve the UNs **Sustainable Development Goals (SGDs)**. Currently 16 of the schools are advancing through the different themes of the Green School these featured on the TidyTown's website:

<https://www.tullamoretidytowns.ie/tidy-town-projects/green-schools>

Links have been made and work with all schools is encouraged. But it is admittedly difficult to keep in contact with them all.

In preparation of this report all schools were contacted and though few responses were received, the quality and energy of the feedback from these pupils was great to read. It is suggested that a simple response questionnaire is drafted and circulated by the TidyTown's appointed **School Liaison Officer**. That person would aim to work closely with realistically approximately 2 schools a year but the details in the questionnaire could be collated into the national TidyTowns entry form for Tullamore.

Actions:

Encourage Tullamore TidyTowns School Liaison Officer to work closely with 2 schools per academic year;

Draft and Circulate a questionnaire for schools so they can provide simple details of their actions. These details can be added to news pages and included in the TidyTowns entry form and possibly form part of a School's Special Award entry.

	<p>Planning Review the TidyTowns long-term plan annually. Use the plan as it will help keep your work focused and targeted.</p> <p>Action: Review your long-term plan regularly.</p> <hr/> <p>Advertising Put your name and logo on all public works – even on the high visibility vests of your volunteers or safety signage when litter picking.</p> <p>Action: Add TTT's name on all your actions/planting/painting.</p> <hr/> <p>Collaborative Working As mentioned in section 1.3 much can be achieved through close collaborative working with key agencies and partners in Tullamore. This includes:</p> <ul style="list-style-type: none"> • Offaly County Council; • Local Authorities Water Programme (LAWPRO); • Waterways Ireland – Education & local engineering staff; • Inland Fisheries Ireland; • LEADER office; • Sustainable Energy Committee; • IDA; • Chamber and Local Businesses. <p><u>Links with the County Council & Municipal District office:</u> The committee has very close links with key personnel within Offaly County Council. They would like to develop a more proactive approach annually whereby a meeting is held in late Autumn to draft a calendar of actions for joint initiatives and support. The Council is often a lead partner on proposals which Tullamore TidyTowns supports such as the Living River Initiative and The Green Way Extension and TTT supports these initiatives as required.</p> <p><u>Links with Tullamore Credit Union</u> Meetings and links with Tullamore Credit Union and Tullamore TidyTowns are very strong. The Credit Union runs competitions and programmes, the aims of which, can help TTT advance in the competition. They are also very open to supporting the work of TTT where possible and appropriate for a Credit Union. As such it is recommended that regular meetings and discussions are held between both to consider opportunities to advance actions for mutual benefit. An initial meeting was held between the author of this report and the Credit Union to explore such actions.</p> <p>Actions: Annually agree a joint calendar of activity with the County Council towards year-end;</p> <p>Continue to explore and develop links with pertinent bodies to help advance the aims of Tullamore TidyTowns to mutual benefit of all partners;</p> <p>Meet regularly with Tullamore Credit Union to advance actions of mutual benefit.</p>
--	--

	<p>Vision for Tullamore TidyTowns</p> <p><i>The following is a possible Vision Statement for the community.</i></p> <p>Tullamore TidyTowns is a totally voluntary, community organisation working to achieve the following aims:</p> <ul style="list-style-type: none">• To improve the quality of life for residents and visitors to Tullamore;• To support opportunities to add to the sustainable development of Tullamore;• To maintain and enhance the heritage and character of Tullamore for current and future generations. <p>Action: Share and encourage and work towards the Vision for Tullamore Tidy Towns.</p>
--	---

4.2 Streetscape & Public Places

Consider the presentation of key public buildings and the main streets of Tullamore in this section. Extra marks have been added in 2019 to this category of the competition to allow reward for work and effort here.

Town Enhancement Plans

A lot of enhancement works are in progress in the centre of Tullamore and more are planned in the near future. Do continue to liaise and input ideas into these proposals bringing in ideas and policies from across the adjudication categories of the competition. So consider cycling infrastructure, trees, street furniture; lighting tree planting, links for non-vehicle traffic and accessibility.

Action:

Work closely with the Municipal Council to input into the design of public realm schemes.

Presentation of Commercial Buildings in use



A positive impression is made at this busy road junction due to the nicely presented building.

You should praise owners of business premises and encourage where necessary to improve the physical appearance of their buildings. They should be asked to consider:


- Presentation of Building facades;
- Clean boundary Walls;
- Unblocked Guttering;
- Painting and upkeep of chimneys;
- External Signage & Wires.


Where special effort has been put into the appearance, such as the premises above, this should be commended and they should be encouraged to enter local award schemes (e.g. Tidy Tullamore).

Where works are necessary to enhance a building but height or costs are restrictive, could a combined tender service be considered? You could research the costs for such services for the business community where a collaborative bid is able to offer a cost-effective price for building owners.

Some commercial buildings are in use but appear to need completion – advocate this where possible.

Actions:

<p>Regularly (e.g. Annually) review presentation of commercial buildings and encourage action as necessary;</p> <p>Praise nicely presented buildings and support efforts to do so (e.g. Business Awards at the Credit Union's TidyTullamore competition);</p> <p>Consider co-ordination of a works programme at height so local businesses can be offered access to such services at reduced cost;</p> <p>Highlight the availability of shop signage guidelines at events.</p>	<p>Window Displays in Empty Commercial Buildings Empty commercial buildings could be encouraged to have nice window displays erected or contain information of note.</p> <p>A display could be based on adjudication themes and local school children could be asked to assist with paintings or posters or materials for the displays. If access is difficult, but is obtained, the display could be set-up so that it need not be updated regularly.</p> <p>Action: Monitor and ensure any empty commercial windows are nicely presented;</p> <p>Ask or arrange for separate groups to co-ordinate a window display for the community where needed.</p>
<p>Universal Access Assessment of Tullamore Carry out a Walkability Audit or accessibility assessment to ensure continuity of pavement and with appropriate provision of ramps for buggies and wheelchairs and bollards to prevent poor parking. This would determine the ease of access in and around Tullamore. If one has been carried out, its recommendations should be promoted.</p> <p>Action: Carry out an accessibility audit of Tullamore and promote actions as appropriate</p>	<p>Presentation of empty & derelict properties</p>  <p><i>The presentation of this empty building should be improved.</i></p> <p>Efforts should be made to ensure that prominently positioned empty properties (residential and commercial) are not allowed to become derelict and are nicely presented.</p>

<p>As such a series of actions should be encouraged to ensure they are well presented. Owners should be encouraged to maintain them and keep them nicely painted and water-tight.</p> <p>Action: Determine who the owners are of all empty properties in the town;</p> <p>Maintain or foster good links with owners of all buildings in the town;</p> <p>Encourage all building owners to present empty buildings nicely;</p> <p>Seek permission to present windows and doors as best as possible, using temporary painted marine-ply where necessary.</p> <p>Promotion of Built Heritage</p>  <p><i>Town Trail developed by Tullamore Town History is Downloadable from https://www.offalyhistory.com/touring-offaly</i></p> <p>Appendix 2 lists some of the important built heritage in Tullamore. Churches, bridges, cottages, gaol, railway station and even a water pump are some of the features of architectural merit in Tullamore. You are recommended to promote awareness of designated and even non-designated built heritage features in the town. There is a Tullamore Town Historical Tour App for smartphones and tablets. Determine where this is advertised and highlight how to access this.</p> <p>Also be aware of other heritage features that may not be listed such as post boxes inscribed with the insignia of British Monarchs (e.g. VR) showing them to be in place for more than 150 years.</p> <p>Actions: Raise awareness of the built heritage in Tullamore;</p> <p>Check where built heritage trails of Tullamore are advertised and promote links to same;</p> <p>Highlight and afford protection to important but often overlooked elements of built heritage.</p>

Appropriate Enhancement of Built Heritage

Beautiful wrought iron railings on the old Gaol in Tullamore that could look more impressive if painting was matched.

Historic Ironwork should be cared for appropriately. Regular maintenance and painting is the most practical way to protect ironwork. Guidance for this is available from Heritage Council publications including that from Cork County Council's Heritage Office:

https://www.corkcoco.ie/sites/default/files/2018-11/2018_Care%20and%20Maintenance%20of%20Historic%20Ironwork%20Leaflet.pdf

There was discussion regarding the restoration of a Mill Wheel by the town park. This was a long-term project for Tuam TidyTowns so TTT are encouraged to initial discussions with this other community group to determine key steps in such a project and to decide whether or not to progress this.

Actions:

Encourage the appropriate care and maintenance of ironwork;

Be aware of planning applications and works that could impact on built heritage and encourage appropriate development;

With regard to the potential to restore a Mill wheel – a conversation with Tuam TidyTowns is recommended to consider this.

4.3 Green Spaces & landscaping

Nationally the TidyTowns adjudicators are looking towards the suitable planting of shrubs and hedges that provide year-round effect or to bring attention to a focal point. Containers should only be located where it is not possible to plant directly into the ground. Also, consideration of the effort needed to maintain work is considered.

As such the followings recommendations have been collated:

Continue to enhance Lloyd Park



Lloyd Park is a great amenity in the centre of Tullamore. The continuous enhancement and development of different elements of the park is to be encouraged and supported.

This is a great amenity for the Tullamore Community and Tullamore TT has held activities here such as water ecology projects, and erected bird and bat boxes and signage. Dawn chorus walks and citizen science projects can all be carried out here.

It is hoped to hold more public event here and add to the different elements. Tullamore TidyTowns are encouraged to look at the town park in Blackrock (Co Louth) where elements such as a sensory garden, sally garden, outdoor classroom, composting demonstration garden, orchard, sculpture and intergenerational gardens have been developed in a small space.

<https://www.blackrocktown.ie/park-gardens/>




The rock armour by the river here is quite heavy handed and it could be softened. Discussions with LAWCO and IFI could help with ideas on this.

Action:

Continue to host activities and events in Lloyd Park aiming for 1 per annum (either by TTT or a partner body);

Support the development of the Park's amenities;

Support and encourage others to host more events in Lloyd Park.

	<p>Bee-friendly Flowers, Plants and Trees Encourage the use of bee-friendly perennial plants in landscaping schemes.</p> <p>As a partner to the All -Ireland Pollinator Plan there are many flowers and plants that can be chosen that look well in containers and raised beds that also provide food for declining pollinator populations. Appendix 3 lists many trees and flowers and shrubs that are bee-friendly.</p> <p>Consider avoiding planting daffodils and tulips and chose more pollinator friendly flowers such as crocus or hyacinth or native bluebells.</p> <p>As a sponsor for street planters, Tullamore Credit Union should be asked to include bee-friendly plants in their street planters and hanging baskets.</p> <p>Action: Continue to use bee-friendly flowers in any landscaping schemes and encourage others to do so;</p> <p>Contact Tullamore Credit Union to discuss inclusion of bee-friendly plants in their street planters and hanging baskets.</p> <p>Container Planting</p>  <p><i>Planters outside one of the main tourist centres in Tullamore that should be enhanced.</i></p> <p>Only a small percentage of points available in the marking scheme of the adjudication process are available for container planting. As such containers and planting should only be used where they can make an impact and can be easily seen</p> <p>The planters pictured above on a bright Spring Day still look somewhat drab. The 'Tullamore Dew' emblem is faded and the planting needs a spring overhaul. The business here should be encouraged to add hardy, bee-friendly planting to this scheme.</p> <p>Containers should not be placed on grass or soil where plants could be directly placed in the ground. It is noted than a number of resident committees have chosen to do this so to respect their wishes, this should be highlighted in TTT national competition entry form.</p> <p>Position water butts nearby or have self-watering planters that can be serviced with rain-harvested water.</p>
--	---

	<p>Actions: Keep any hanging baskets/ planters to a minimum and place where they can make the greatest impact;</p> <p>Plant containers with bee-friendly perennials and shrubs and communicate your choice;</p> <p>Assess each year containers and refresh, repair or relocate as necessary.</p>
	<p>Polytunnel Project</p>  <p><i>The folly is one of the possible sites for the location of a polytunnel.</i></p> <p>Actions: Locate a position for a community polytunnel with room for secure storage adjacent;</p> <p>Support a programme of works for a polytunnel when erected.</p>
	<p>Grand Canal Greenway and Extension into Central Tullamore</p>  <p><i>Bike lockers available in Westport so visitors can lock bags and bicycles securely.</i></p> <p>Tullamore stands out as a town excellently served with public amenities based around the river and canal. Plans to extend the greenway will commence shortly which include the provision of a pedestrian bridge into the centre of the town.</p> <p>The TidyTowns committee supports this and would like to see more infrastructure put in place, in line with the public realm enhancement programme, to provide for cycle lockers, covered bike stands, heritage information and signposting, etc.</p> <p>Action: Continue to support extension of Greenway and encourage addition of supporting infrastructure.</p>

Pollinator friendly mowing regimes

There are many simple, but effective actions listed in the All Ireland Pollinator plan to benefit pollinators. One of the easiest is to change mowing regimes. To support the All-Ireland Pollinator Plan key areas could be identified for changes in mowing regimes.

Some approach roads and grass areas in the town are tightly mown as is the IDA Business Park. This is not necessary. Reducing the amount of grass cut, and the times grass is cut, can be very cost effective in manpower and fuel costs. This also allows for bee-lines or wildlife corridors to be created.



By reducing the extent of roadside grass that is cut, the approach road into this town still look managed and allow for safe pedestrian access, whilst saving time and money and importantly benefitting wildlife.

Action:

Reduce the amount of open grass areas that are tightly cut whilst explaining why you are doing this.

4.4 Nature & Biodiversity in your locality

There are three main things that a community can do with regard to this adjudication category.

- Find out what wildlife and special habitats you have in an area
- Promote and Raise awareness of the local wildlife.
- Enhance and connect habitats within the town appropriately.

A lot of work has already been progressed in this category of the competition. .

Raise Awareness of local Wildlife

Tullamore is fortunate to have many wildlife bodies and volunteers keen to advance the understanding and raise awareness of the wildlife in Tullamore.



TTT birdboxes erected in Lloyd Park.

TTT is advised to build on the links and efforts of these bodies using them to advance the understanding of local wildlife. For example, in 2018 an aquatic ecologist did some public water sampling in the river at Lloyd Park showing participants white-clawed crayfish.

Action:

Continue to promote awareness of the special fauna and flora of Tullamore by asking special interest groups to lead on one such event per annum.

Give Community Ownership to Wildlife projects

Where possible, the community is asked to arrange events that allow for community participation/interaction. For example, if bird boxes are to be made, they could be assembled by families at the end of a Spring Clean. Or birdboxes could have family names put on them and the TTT could arrange for them to be erected in Town Parks or on trees along the Greenway. Then each family could look for their own birdbox and submit details to TTT website/Facebook page of any new residents. Other wildlife news could also be shared e.g. 'First Tullamore Swallow of 2020 arrives'

Action:

Where possible, arrange for all wildlife activities to have a personal element to give ownership;

Share wildlife news on social media to raise awareness of same.

Wildlife Trails & information Signs



Wildlife heritage panel in Lloyd Park - similar panels or a trail could be developed through Tullamore.

As mentioned in **Section 4.2** there is a good built heritage information trail for the community that is now available to download on a mobile phone application. There are also good wildlife information panels in the town park. The mooring on the canal by the Visitor Centre seems like a natural place to provide a welcome notice and links to the town apps. Waterways Ireland Education Officer is keen to develop educational activities in the town.

Other areas would be ideally placed for provision of wildlife information signs or markers. This could be in the form of more wildlife panels or the development of a wildlife heritage trail app similar to the built heritage trail developed by the Rotary Club.

With the extension of the Greenway, the development of a greenway wildlife trail or scavenger hunt for children to enjoy and interact whilst progressing along the greenway is recommended.

Actions:

Consider the development of a natural heritage trail/app, possibly with the local Rotary Club;

Consider implementation of welcome signage at key arrival points in the community;

Work with Education Staff to develop an interactive heritage trail along the Greenway for participants to enjoy.

Street Trees and Trees on Approach Roads

Street Trees

Whilst upgrade works of streets are underway in many areas of Tullamore, street trees have been provided in planters temporarily. Whilst not ideal they do provide structure and alternative habitats in the centre of the town. More street trees could be added to the centre of the town especially as public realm enhancement projects advance. **Appendix 4** lists suitable trees, mostly native, that are of benefit to pollinators also.

The planters for both trees and plants in Tullamore are currently positioned adjacent to each other. The planters would look better if spaced out along the pavement. The bodies responsible for their placement should be asked to reconsider the placement of these.



Street and plants temporarily positioned in containers on main street by two different bodies. The staggering in position of these planters would look better.

Action:

Lobby for the inclusion of suitable trees in the town as part of enhancement projects;

Bodies placing containers of trees and planters on main street should work together to ensure the containers are spaced out and compliment each other.

Trees on Approach Roads

There are some lovely stretches of trees planted along the entrance roads into Tullamore. They could be nurtured. Do give volunteers the responsibility for lines of certain trees to ensure:

- All stays and supports are not too tight;
- That any grass is removed at their base and this area is mulched to provide nutrients and prevent over-zealous strimming that could damage the bark;
- No advertising signs are erected on trees.

Action:

Appoint tree volunteers/ warden to manage trees in certain roads/access points.

Expand and link native habitats

Examination of aerial google-maps imagery (and indeed use of drone footage if you have some) allows for clear views of the extent of hedges and green spaces in Tullamore. It also lets you see where there are gaps and no links.

Build on your current programme of tree and hedge planting to allow for links between woodlands, rivers and other habitats to form natural wildlife corridors.

Appendix 4 outlines suggested shrubs and trees good for planting in towns and towns.

Action:

Identify areas where gaps in hedges or tree lines could be filled by planting of native or bee-friendly trees and shrubs.

Importance of Watercourses and Associated Riparian Areas



Behind the wall pictured above is the Tullamore river – much of the river is blocked view throughout the town.



View of the river from the rear of Tullamore Library when peeking through railings. This could be one area where access to the river is developed.

Many towns in the past, including Tullamore, turned their back on rivers in their community restricting views and access. But this is changing and the Local Authority Waters programme was established to reverse this. The Community Water Officer for County Offaly– Basil Mannion advocates recommendations for rehabilitation and recreational planning around the Tullamore River. This includes options to clean up, regrade, landscape and plant bank of Tullamore river with native species, provide bird boxes, otter holts etc in the centre of Tullamore. This can be achieved through an integrated programme of inputting in planning, grant applications and public education for example.

There are also opportunities to work with Waterways Ireland's Education programme where support is available for Communities to manage stretches of Canals for Biodiversity.

Finally, there are opportunities to drive a collaborative project – LIVING RIVER – and this is to be advanced also.

Actions:

Provide more opportunities to interact and highlight natural heritage of Tullamore with activities and events;

	<p>Link with Waterway's Ireland's Education Unit to advance biodiversity projects along canals.</p> <p>Support and partner any projects to advance awareness and development of aquatic habitats in Tullamore.</p>
	<p>Charleville Wood Special Area of Conservation (SAC) Charleville estate is the location of the EU designated Special Area of Conservation which forms part of the EU designated network of Natura 2000 sites. The wood is important for the sessile oak trees as outlined below:</p> <p>Considered one of a very few ancient woodlands in Ireland, with some parts undisturbed for at least 200 years. Notable for its size and the occurrence of several rare insect species, particularly Mycetobia obscura. The lake attracts locally to regionally important numbers of waterfowl. The site supports a large population of the rare snail vertigo moulinsiana.</p> <p>Whilst the estate is privately owned, the owners are very good to facilitate outreach activities. In the past acorns from these oaks have been collected and distributed for growing. This could be replicated maybe involving a youth club working with the local ICA for example. The number of trees in Tullamore itself is limited so such a project would allow for more trees to be grown in the town.</p> <p>Action: Raise awareness of EU designated site in area and run one outreach programme e.g. An acorn growing project.</p> <p>Identify places for trees to be planted in Tullamore and prevent unnecessary removal of trees.</p>
	<p>Reduction in use of herbicides Communities are discouraged from using herbicides and other chemicals. Where possible, reduce use of chemicals and use green alternatives. You can also use a flame torch for spot treatment. Advise litter volunteers to also hand-pull any weeds observed. Try also to discourage the over-zealous use of weed-killer by home-owners.</p> <p>Action: Manage weeds without the use of chemicals on public areas;</p> <p>Encourage residents to follow your example.</p>

Biodiversity Data & Citizen Science Projects

www.biodiversityireland.ie website which showcases all citizen science projects.

The community should be encouraged to participate in citizen science projects such as the Big Garden Birdwatch or help record the state of the nation's biodiversity through submission of sightings or join monitoring programmes of mammals, ladybirds, crickets and many more species. Data could be submitted to the National Biodiversity Data Centre via www.biodiversityireland.ie.

Action:

Encourage participation in citizen science projects and the recording and submission of biodiversity data.

4.5 Sustainability – Doing more with less

This category of the competition asks communities to consider resource efficiencies in areas of water, energy and transport for example. There are a lot of activities that you already do of relevance to this part of the competition. Below are a series of other suggested activities that the community could adopt that would help them gain points in this category of the competition:

- Issue Text Alerts to reduce paper usage re meetings and events;
- Run a re-use event e.g. Clothes Swap Party – issue a press release and include photos of the event in entry form. Provide some quantitative results for this.
- Support any *Grow Your Own* Initiatives running in the community;
- Highlight the use of low energy lights in all community buildings.

There is a very useful booklet on the TidyTowns website with ideas and suggestions for this category of the competition.

<https://www.tidytowns.ie/wp-content/uploads/2017/04/Sustainable-Waste-and-Resource-Management.pdf>

Water Related Actions

Water Conservation




One of the water butts in place in Sneem beside all planters.



In Sneem and Killorglin, every street planter has a water-butt positioned by every street planter in order to facilitate ease of watering. Consider how to easily maintain planters in Tullamore when they are positioned: Where is water obtained from to service planters? Some communities have obtained funding for the installation of Rain Water Harvesting in community centres, and this water is used to service the containers.

They then use a mobile, smaller tank (or bowser) on wheels which they fill with the collected water, and use to water all planters and hanging baskets.

Other water-saving actions include:

- Push Button Taps;
- Green roofs;
- Grey-water system for flushing toilets.

	<p>Actions: Research the feasibility of a mobile water bowser and rain harvesting project – with possible funding through ‘Water conservation’ theme under LEADER;</p> <p>Implement water-saving actions in Tullamore.</p> <p>Waste-Water Awareness Campaign It is suggested that you run a campaign to raise awareness of what cannot be put into drains in Tullamore.</p>  <p><i>Sample of drain art highlighting that ‘all drains lead to the river’.</i></p> <p>Action: Start an awareness campaign on what not to put down your drain.</p>
<p>Energy Related Actions</p>	<p>Sustainable Energy Committee Tullamore TidyTowns was invited to be involved with the Tullamore Sustainable Energy Committee which is progressing a lot of projects across the community pertinent to this adjudication category. This would also help the committee take steps to achieve the UNs Sustainable Development Goals (SGDs).</p> <p>Action: Consider how TTT can work with the Sustainable Energy Committee to take steps towards achieving Sustainable Development Goals.</p> <p>Promote energy saving with prizes such as wind-up torches and wind-up radios or metre monitoring boxes.</p>
<p>Waste Related Activities</p>	<p>Tullamore to ban Single-use Plastics</p> <p>Many of the schools in Tullamore have already banned single-use plastics. TTT issued e-mails to all sports groups and bodies to consider how to implement banning the use of single-use plastics. The local Vinters association have also banned all plastic straws. There is great potential to build on this and aim to have all sports groups and educational establishments across Tullamore free of single-use plastics.</p> <p>Action: Embrace the many schools that are discouraging single-use containers;</p> <p>Investigate provision of drinking water fountains in Tullamore;</p>

	<p>Investigate and progress the potential for all Tullamore community groups and education establishment to ban single-use plastics.</p>
	<p>Grow You Own Where possible encouraging home grown produce and run a workshop on planting or growing your own. This could be run in conjunction with a demonstration of composting at the compost area in Lloyd park.</p> <p>Action: Encourage and support Grow your Own initiatives;</p> <p>Use compost in landscaping schemes or run a composting demo.</p>
<p>Travel Related activities</p>	<p>Support the local train service and public transport Tullamore is lucky to have an excellent train service. TTT are in discussions with Irish Rail re enhancement of the train station and the area. This should include the provision of cycling shelters and address the serious issue of dumping on embankments on the train approached into Tullamore.</p> <p>Action: Promote use of Public and School Transport;</p> <p>Engage with Irish Rail on suitable projects for Tullamore.</p>
	<p>Walk & Scoot to School</p>  <p><i>Image of Galway's School Cycle Bus where parents and children cycle in convoy.</i></p>  <p><i>School cycling proficiency training could be delivered in the community.</i></p> <p>Continue to encourage more to walk and cycle to school. You could also encourage more to cycle through delivery of training programmes.</p> <p>Action: Promote sustainable school transport.</p>

4.6 Tidiness & Litter Control

Not only are we looking at litter, but clutter, blocked pavement, advertising banners, fly-posting, signage and poor parking (even in a community as small as Tullamore).

Annual Spring Clean

Continue to promote the annual Spring Clean and offer teas and buns making it a social event. Always record the event with a photograph of our volunteers together.

Action:

Support the Annual Spring Clean.

Annual Tidiness Audit

Every Spring carry out a walk around of the community to see if any new tidiness issues have arisen. Make an action plan as appropriate. Request that litter pickers are also vigilant for tidiness issues that could arise throughout the year and who they should notify.



Some of the items that should be highlighted for removal/screening in annual tidiness audit.



Very bright paint detracts from the lovely statue here. Some planters with e.g. Lavender with blue flowers could enhance this area and provide some space around the statue.

	<p>Bent flagpoles or signposts are some of the tidiness issues that were observed recently in the community. Other items may require more work such as the painting of overhead barriers into the car park by the harbour.</p> <p>During your audit identify signs that need to be cleaned (eg. HSE sign near Hospital). Some signs may become too faded and are no longer legible – in this case they should be removed.</p> <p>Actions: At the start of every season, audit for tidiness issues that can be fixed;</p> <p>Ensure all signs are legible, clean and remove if necessary.</p> <hr/> <p>Job Description of Regular Litter Pickers Make sure your key litter pickers are briefed annually and have a H&S briefing and a high-vis vest with TTT logos. Where possible encourage them to hand-pull weeds also and report any dumping or other issues that are noted. Cable ties should also be removed from posts.</p> <p><i>Highlight to regular litter pickers black-spots where litter accumulates, so they can target these areas.</i></p> <p>Action: Support and brief litter pickers annually;</p> <p>Ensure each receive a H&S briefing annually.</p> <hr/> <p>Encourage good commercial signage in Tullamore</p> <div data-bbox="375 1066 675 1536"> </div> <p><i>'Guide to Shopfronts and Signs' that could be shared to businesses and estate agents in Tullamore to encourage good practice.</i></p> <p>Poor signage and blocking of windows with signs can detract from an area.</p> <p>Action: Highlight the council's guidance for shop fronts and signs.</p> <hr/> <p>Cigarette butts</p> <p>A number of actions could be directed to address cigarette butts. This could include encouraging business owners to sweep up at closing time, offering to provide more butt bins, giving away free ashtrays.</p> <p>Action: Have a series of actions to target the problems of cigarette litter.</p>
--	---

Litter in the Canal

Litter quickly accumulates in the reeds of the canal

The accumulation of rubbish in the fringes of the canal is an unsightly problem in Tullamore. Waterways Ireland do not have the personnel to manage this so discussions and ideals for this include the following:

Rota for Water-Based litter collection

Establish a rota so each water-based sports group does just one litter pick a month so that there is a water-based litter pick from May to August -the peak tourist months.

For example:

Local Anglers- do a litter pick in May

Scuba Club – do a litter pick in June

Canoe Club – do a litter pick in July

Boat Club – do a litter pick in August.

Rota for Businesses at Boardwalk to litter pick for a short time daily

Another suggestion is to ask local businesses at the harbour area to rotate staff to allocate a short stretch of time each morning to clear the area using long-handled litter pickers. The equipment could be stored in their premises.

Trial Bins at entrance to Canal Walks to see if this helps reduce litter being placed in the Canal

In order to try and stop litter going into the canal in the first place, maybe some bins could be provided (even temporarily) near litter black spot areas.

H&S for volunteers Collecting litter near Canal Banks


Whilst volunteers are not permitted for H&S reasons on the edges of the steep canal banks, there are some flat areas where volunteer litter collectors can safely collect litter. In such cases they should be appropriately briefed and wear H&S gear.

Concrete foundations under bridges

There are concrete areas under bridges which are not maintained as access is not permitted. Clarification should be sought from the Council as to who is responsible for cleaning of these areas.

Action:

Advocate a series of actions at the Boardwalk Area to target littering in the canal.

	<p>Dog Waste</p> <p>This is a sustained issue and different possible solutions have been debated, many of which are unrealistic. One of the areas where a solution is needed, is the Canal Greenway.</p> <p>It is suggested that you carry out a number of actions related to this where there are problems. There are also problems with waste bags being dumped. Ideas to address dog waste include establishing a 'Poo Fighters' team - a team of volunteers to address the issue. Actions could be:</p> <ul style="list-style-type: none"> • Spray lime-based paint around poos on pavement to highlight them. • At 'black spots', have junior TidyTowns volunteers give out free Poop scoops to any dog owners. This could be done in conjunction with asking them to pledge to pick up their dog's waste. • Visiting schools with local vet and public health nurse to inform pupils of health hazards of dog fouling. Poop scoops issued to pupils and fun demonstration on their use. • At 'black spots' insert temporary notices with spikes into the ground – see ground stake sign holders on-line for example with words such as <p>'Warning – dog waste in bags being dumped here' or</p> <p>'Dumping dog waste bags here means those strimming this path may get splattered! Please don't.'</p> <p>Action: Carry out measures to target dog waste.</p>
	<p>Flags and Bunting</p>  <p><i>One of many nicely presented buildings in centre of Tullamore, with nice signage in alleyway. Care should be taken with bunting and flags as they can quickly become ragged.</i></p>

Remove Old Funding Signs

The funding signage at the entrance to the WWTP was erected to demonstrate the support obtained here from the National Development Plan funding 2009 – 2013. It is very ugly, and it should now be removed as the required period for it to be displayed has elapsed:

NDP Publicity Signage shall remain in place and be maintained for the period of the NDP or at least 3 years subsequent to the completion of the project, whichever is the later date. Wherever possible, Publicity Signage must be replaced by a permanent plaque. Identity Guidelines and Standards Manual for the National Development Plan 2007 – 2013

Action:

Remove and recycle out of date NDP funding signs

Wirescape

Image of overhead wires between street lights and hung across roads.

Plans have been proposed place to underground parts of Tullamore's electricity cable network. Do support this and continue to lobby for this in all parts of the town.

Whilst undergrounding of cabling is not quickly achieved, this should be included in your long-term plan and there should be sustained lobbying for this.

Action:

Continue to lobby for Undergrounding of Overhead wires.

Road-Signs


Junction with over 17 separate directional signs.

In some places there are so many signs you cannot read any of them. The community should closely examine the signage policy for Offaly County Council and get council support for an audit and removal of a lot of these signs at junctions.

Action:

Reduce signage at junctions as per signage policy.

4.7 Residential Streets & Housing Areas

In this category we consider private homes and the collective appearance of these and potential links across all adjudication categories.	
	<p>Street or Estate Representatives The best mechanism in place to communicate with estates and streets in Tullamore is through the Tidy Tullamore competition run by the Tullamore Credit Union.</p> <p>Rather than reinvent the wheel, it is recommended that links are built here. For example, a competition prize for the best estate could be in provision of a community orchard, or bird boxes for the street.</p> <p>Suggestions of other activities in estates could include:</p> <ul style="list-style-type: none"> • Prizes of water butts or composters; • Packets of sunflower seeds; • Encourage Uptake of Installation of Insulation; • Offering trees for a community orchard. <p>Action: Build on links with Tullamore Credit Union to engage with estates in Tullamore;</p> <p>Where possible, and where links are in place, advance links with residential estates or streets to advance activities pertinent to this competition.</p>
	<p>Name Signs at Estates and Gateways</p> <p>Action: Ensure bilingual signs are erected and are nicely maintained.</p>
	<p>Presentation of Boundary Walls The clean presentation of boundary walls should be encouraged where possible, and assistance provided if needed.</p> <p>Action: Ensure presentation of boundary walls is good.</p>
	<p>Wildlife Friendly Gardens</p>  <p><i>Image used to encourage us not to cut dandelions until after they flower in April so that bees emerging from hibernation have a handy food source. Highlight to the community your bee-friendly actions and how they could replicate your example.</i></p> <p>Action: Encourage home owners to implement wildlife-friendly actions in their gardens.</p>

	<p>Communal Lawns in Estates</p> <p>A number of estates have communal lawns that traditionally have been tightly mown. Perhaps a number of these might change part of their mowing regime so that there are areas where the grass is allowed to flower and it is cut on a six-week rotation?</p> <p>Many will have already seen the video of Geashill's TidyTown's work to volunteers to help outline the benefits: http://pollinators.ie/videos/</p> <p>Action: When/ If talking to estates consider implementing some changes in mowing regimes in line with the All Ireland Pollinator Plan.</p>
--	--

4.8 Approach Roads, Streets & Lanes

Approach Roads, Streets & Lanes – in this category we consider not only the first impressions when you arrive into Tullamore, but also look at side streets and lane ways.

Entrance Signage



Entrance signage at Mullingar where community events can be jointly displayed.

To prevent signage clutter on approach roads, you should install collated signs such as shown above. Watch out for signage on particular roads – Clara Road had large number of signs, not all temporary, sponsored by local clubs and voluntary groups (even the TidyTowns). Perhaps these could be merged also?

Actions:

Discourage signage clutter on approach roads and create a shared notice where community events can be advertised in an orderly manner;

To reduce the number of 'Welcome to Tullamore' signs discuss with pertinent bodies about joint signage on approach roads.

Roundabouts in and Around Tullamore



Image of the pollinators-friendly flowers planted on Kilkenny Ring roads.



Moangariff roundabout wildflowers in Clonmell – source www.pollinators.ie



Insect sculptures on roundabouts in Ennis – source www.pollinators.ie

Previous trials and treatment of grass and verge management along the Tullamore ring roads have not been satisfactory for the council nor the community. More attractive roundabouts are requested that also make a strong statement to visitors and for locals to enjoy.

The community and council are keen to advance pollinator-friendly planting on roundabouts. This could be through the planting of bright, colourful pollinator-friendly flowers. Photographic examples of planting on roundabouts have been provided. Other examples are shown above. The municipal District of Kilkenny City have contacted for advice also.



The All Ireland Pollinator Awards Newsletter shows good examples of what communities are doing to advance actions for pollinators:

<http://www.pollinators.ie/wordpress/wp-content/uploads/2019/03/TidyTowns-Local-Authority-Pollinator-Award-2018-newsletter.pdf>

A prudent approach is being taken to local businesses keen to enhance roundabouts. It is important to ensure they are in-keeping and appropriate to the area. There are already 4 large metal Maurice Harron sculptures reflecting the heritage of the Book of Durrow so small-scale additions would be a considered more appropriate.

Action:

Make roundabouts on approach roads and the by-pass more attractive by planting of colourful bee-friendly flowers and possible addition of attractive enhancements appropriate to the area.

	<p>Management of Verges and Grass in Ring roads</p> <p>Changes in the grass cutting regime of road-side verges has had disappointing results. There are benefits to wildlife, and cost and time - savings and long as implemented correctly. The advancement of the action above re bee-friendly flowers should help passers-by enjoy the views and be more understanding of changes in grass cutting regimes along the sides of the by-pass. Different areas could be trialled to see what works best and the regularly cutting of the immediate edge will demonstrate that the verges are being managed – not just abandoned!</p> <p>Action: Research 'cut and lift' grass management options, or a six-week cutting rotation for verge-side grass management.</p>
	<p>Business Entrances</p> <p>Improvements to the entrances of prominent businesses on approach roads have been suggested. The IDA Business Park management could also be approached to obtain their support and buy-in in adopting grass-cutting regimes in line with actions of the All-Ireland Pollinator Plan. Details from the following link: http://pollinators.ie/businesses/</p>  <p><i>Cover of the Advice Guidelines for Businesses</i></p> <p>Action: Support and Continue discussions to improve road-side entrances to large local businesses in Tullamore.</p> <p>Discuss support and buy-in from businesses with regard to actions in the All Ireland Pollinator Plan.</p>
	<p>Focus on Laneways</p>  <p><i>Some of the nice elements visible on laneways in Tullamore.</i></p> <p>Action: Continue to support and enhance lanes and side streets in Tullamore.</p>

Enhancement of Central Town Visitor Arrival point.

Bus Parking area with soft, considered landscaping appropriate for the area. Bee mural on gable at central car park in Killorglin, Co Kerry

Many visitors to the Tullamore Dew Visitor Centre or the Heritage Centre arrive into the Kilbride car park area. Elements of this area are very nice including the boardwalk, views of the canal and the soft landscaped bus parking area.



Litter, old signage, illegible signs and a poor setting of bottle banks make for a poor impression to visitors.

However there are elements that form a poor impression here. Litter in the canal, dirty signs at the bottle banks and dirty bottle banks themselves. The undergrounding of the bottle banks here should be investigated (as per Ballinahown TidyTowns).



Gable wall near busy visitor arrival point in Tullamore.

	<p>The gable end could be an ideal place for a community mural. With a new Arts Officer to be appointed maybe some high quality street murals could be commissioned. Possible walls for same include Kilbride Street Car Park, Kilcruttin Estate (near railway station – business park), Jim Corbett House, Moore Street.</p> <p>Action: Advance discussions re undergrounding of bottle banks in Kilbride Carpark. If not possible, the banks here need an urgent complete refurbishment;</p> <p>Initial discussions with newly appointed Arts Officer to discuss commissioning high quality mural/s in strategic positions of Tullamore or a street art programme for utility boxes etc.</p>
--	---

SECTION FIVE– SUMMARY ACTION PLAN

5.1 Table of Long-Term Actions.

The following table is a summary of the proposed actions detailed in Section 5 of the report. The actions are prioritised into who would lead and the year the action would be carried out during the three years of this plan.

Adjudication category	Specific Action	Year action is to be completed	Review/ Assessment	Partner Body EG. Local Authority/ LEADER
Community Involvement & Planning	Build on the social capital of Tullamore's volunteers through sustained praise, promotion, and providing details of the many different ways in which volunteers can support your work.			
	Review annually and Enter (where appropriate) Special awards to receive recognition for your efforts.			
	Continue to try and attract new volunteers to assist in your work, especially in newer competition areas such as sustainability or wildlife.			
	Communicate your efforts widely.			
	Aim to double Facebook increase followers to 2100 within 2 years.			
	Continue to promote key events and invite attendees and support from other groups.			
	Encourage Tullamore TidyTown School Liaison Officer to work closely with 2 schools per academic year.			
	Draft and Circulate a questionnaire for schools so they can provide simple details of their actions. These details can be added to news pages and included in the TidyTown entry form and possibly form part of a School's Special Award entry.			
	Review your long-term plan regularly.			
	Add TTT's name on all your actions/planting/painting.			
	Annually agree a joint calendar of activity with the County Council towards year-end.			
	Continue to explore and develop links with pertinent bodies to help advance the aims of Tullamore TidyTown to mutual benefit of all partners.			
	Meet regularly with Tullamore Credit Union to advance actions of mutual benefit.			
	Share and encourage and work towards the Vision for Tullamore Tidy Towns.			

Adjudication category	Specific Action	Year action is to be completed	Review/ Assessment	Partner Body EG. Local Authority/ LEADER
Streetscape & Public Places	Work closely with the Municipal Council to input into the design of public realm schemes.			
	Regularly (e.g. Annually) review presentation of commercial buildings and encourage action as necessary.			
	Praise nicely presented buildings and support efforts to do so (e.g. Business Awards at the Credit Union's TidyTullamore competition).			
	Consider co-ordination of a works programme at height so local businesses can be offered access to such services at reduced cost.			
	Highlight the availability of shop signage guidelines at events.			
	Monitor and ensure any empty commercial windows are nicely presented.			
	Ask or arrange for separate groups to co-ordinate a window display for the community where needed.			
	Carry out an accessibility audit of Tullamore and promote actions as appropriate.			
	Determine who the owners are of all empty properties in the town.			
	Maintain or foster good links with owners of all buildings in the town.			
	Encourage all building owners to present empty buildings nicely.			
	Seek permission to present windows and doors as best as possible, using temporary painted marine-ply where necessary.			

Adjudication category	Specific Action	Year action is to be completed	Review/ Assessment	Partner Body EG. Local Authority/ LEADER
Streetscape & Public Places (cont.)	Check where built heritage trails of Tullamore are advertised and promote links to same.			
	Highlight and afford protection to important but often overlooked elements of built heritage.			
	Raise awareness of the built heritage in Tullamore.			
	Check where built heritage trails of Tullamore are advertised and promote links to same.			
	Highlight and afford protection to important but often overlooked elements of built heritage.			
	Encourage the appropriate care and maintenance of ironwork.			
	Be aware of planning applications and works that could impact on built heritage and encourage appropriate development.			
	With regard to the potential to restore a Mill wheel – a conversation with Tuam TidyTowns is recommended to consider this.			

Adjudication category	Specific Action	Year action is to be completed	Review/ Assessment	Partner Body EG. Local Authority/ LEADER
Landscaping and Open Spaces	Continue to host activities and events in Lloyd Park aiming for 1 per annum (either by TTT or a partner body).			
	Support the development of the Park's amenities.			
	Support and encourage others to host more events in Lloyd Park.			
	Continue to use bee-friendly flowers in any landscaping schemes and encourage others to do so.			
	Contact Tullamore Credit Union to discuss inclusion of bee-friendly plants in their street planters and hanging baskets.			
	Keep any hanging baskets/ planters to a minimum and place where they can make the greatest impact.			
	Plant containers with bee-friendly perennials and shrubs and communicate your choice.			
	Assess each year containers and refresh, repair or relocate as necessary.			
	Locate a position for a community polytunnel with room for secure storage adjacent.			
	Support a programme of works for a polytunnel when erected.			
	Continue to support extension of Greenway and encourage addition of supporting infrastructure.			
	Reduce the amount of open grass areas that are tightly cut whilst explaining why you are doing this.			

Adjudication category	Specific Action	Year action is to be completed	Review/ Assessment	Partner Body EG. Local Authority/ LEADER
Nature & Biodiversity in your locality.	Continue to promote awareness of the special fauna and flora of Tullamore by asking special interest groups to lead on one such event per annum.			
	Where possible, arrange for all wildlife activities to have a personal element to give ownership.			
	Share wildlife news on social media to raise awareness of same.			
	Consider the development of a natural heritage trail/app, possibly with the local Rotary Club.			
	Consider implementation of welcome signage at key arrival points in the community.			
	Work with Education Staff to develop an interactive heritage trail along the Greenway for participants to enjoy.			
	Lobby for the inclusion of suitable trees in the town as part of enhancement projects.			
	Bodies placing containers of trees and planters on main street should work together to ensure the containers are spaced out and complement each other.			
	Appoint tree volunteers/ warden to manage trees in certain roads/access points.			
	Identify areas where gaps in hedges or tree lines could be filled by planting of native or bee-friendly trees and shrubs.			
	Provide more opportunities to interact and highlight natural heritage of Tullamore with activities and events.			

Adjudication category	Specific Action	Year action is to be completed	Review/ Assessment	Partner Body EG. Local Authority/ LEADER
Nature & Biodiversity in your locality (cont.)	Link with Waterway's Ireland's Education Unit to advance biodiversity projects along canals.			
	Support and partner any projects to advance awareness and development of aquatic habitats in Tullamore.			
	Raise awareness of EU designated site in area and run one outreach programme e.g. An acorn growing project.			
	Identify places for trees to be planted in Tullamore and prevent unnecessary removal of trees.			
	Manage weeds without the use of chemicals on public areas and Encourage residents to follow your example.			
	Encourage participation in citizen science projects and the recording and submission of biodiversity data.			

Adjudication category	Specific Action	Year action is to be completed	Review/ Assessment	Partner Body EG. Local Authority/ LEADER
Sustainability - doing more with less.	Implement water-saving actions in Tullamore.			
	Research the feasibility of a mobile water bowser and rain harvesting project – with possible funding through 'Water conservation' theme under LEADER.			
	Start an awareness campaign on what not to put down your drain.			
	Consider how TTT can work with the Sustainable Energy Committee to take steps towards achieving Sustainable Development Goals.			
	Promote energy saving with prizes such as wind-up torches and wind-up radios or metre monitoring boxes.			
	Embrace the many schools that are discouraging single-use containers.			
	Investigate provision of drinking water fountains in Tullamore.			
	Investigate and progress the potential for all Tullamore community groups to ban single-use plastics.			
	Promote use of Public and School Transport.			
	Engage with Irish Rail on suitable projects for Tullamore.			
	Consider ways to support safe lift-sharing / Ride-matching where possible.			
	Promote sustainable school transport.			

Adjudication category	Specific Action	Year action is to be completed	Review/ Assessment	Partner Body EG. Local Authority/ LEADER
Tidiness and Litter Control	Support the Annual Spring Clean			
	At the start of every season, audit for tidiness issues that can be fixed			
	Ensure all signs are legible, clean and remove if necessary			
	Support and brief litter pickers annually			
	Ensure regular litter volunteers receive a H&S briefing annually			
	Highlight the council's guidance for shop fronts and signs			
	Have a series of actions to target the problems of cigarette litter where identified			
	Advocate a series of actions at the Boardwalk Area to target littering in the canal.			
	Carry out measures to target dog waste			
	Remove and recycle out of date NDP funding signs			
	Continue to lobby for Undergrounding of Overhead wires.			
	Reduce signage at junctions as per signage policy			

Adjudication category	Specific Action	Year action is to be completed	Review/ Assessment	Partner Body EG. Local Authority/ LEADER
Residential Streets & Housing Areas	Build on links with Tullamore Credit Union to engage with estates in Tullamore			
	Where possible, and where links are in place, advance links with residential estates or streets to advance activities pertinent to this competition			
	Ensure bilingual signs are erected and are nicely maintained.			
	Ensure presentation of boundary walls is good			
	Encourage home owners to implement wildlife-friendly actions in their gardens			
	When/ If talking to estates consider implementing some changes in mowing regimes in line with the All Ireland Pollinator Plan.			

Adjudication category	Specific Action	Year action is to be completed	Review/ Assessment	Partner Body EG. Local Authority/ LEADER
Approach Roads, Streets & Lanes	Discourage signage clutter on approach roads and create a shared notice where community events can be advertised in an orderly manner.			
	To reduce the number of 'Welcome to Tullamore' signs discuss with pertinent bodies about joint signage on approach roads.			
	Make roundabouts on approach roads and the by-pass more attractive by planting of colourful bee-friendly flowers and possible addition of attractive enhancements appropriate to the area.			
	Research 'cut and lift' grass management options, or a six-week cutting rotation for verge-side grass management.			
	Support and Continue discussions to improve road-side entrances to large local businesses in Tullamore.			
	Discuss support and buy-in from businesses with regard to actions in the All Ireland Pollinator Plan.			
	Continue to support and enhance lanes and side streets in Tullamore.			
	Continue to use planters and bollards to prevent poor parking blocking pavement and check that they are nicely presented.			
	Support the development of safe cycling and pedestrian links to the GAA pitch.			
	Advocate and fund supporting infrastructure such as cycle racks.			
	Advance discussions re undergrounding of bottle banks in Kilbride Carpark. If not possible, the banks here need an urgent complete refurbishment.			
	Initial discussions with newly appointed Arts Officer to discuss commissioning high quality mural/s in strategic positions of Tullamore or a street art programme for utility boxes etc.			

APPENDIX 1: USEFUL LINKS ON BIODIVERSITY

** This is a selection of links that may be useful. Some websites (such as Invasive Species Ireland) are no longer updated but still contain good information.*

Bat Conservation Ireland –dedicated to conserving Ireland's bats. www.batconservationireland.org

BirdWatch Ireland – NGO committed to conservation of Ireland's birds. www.birdwatchireland.ie

Information on building bird feeders and nest boxes. <http://www.birdwatchireland.ie/Default.aspx?tabid=264>

Butterfly Ireland - Butterfly information and distribution maps in Ireland. www.butterflyireland.com

Buglife – UK Charity to encourage invertebrates www.buglife.org.uk/

Green Schools Ireland - www.greenschoolsireland.org

Heritage Council – Independent, body advancing both built and natural heritage in Ireland. Co-ordinates the vitally important network of Heritage Officers across Ireland. www.heritagecouncil.ie

Inland Fisheries Ireland - <https://www.fisheriesireland.ie/>

Invasive Species Ireland – Info. on invasive species www.invasivespeciesireland.com/

Irish Peatland Conservation Council NGO promoting peatland conservation. <http://www.ipcc.ie/>

Irish Wildflowers –Over 800 wildflowers with names in Irish, English & Latin. <http://www.irishwildflowers.ie>

Irish Wildlife Trust – a charity committed to conserving of Ireland's rich natural heritage. www.iwt.ie

Local Authority Prevention Network. <http://localprevention.ie/tidy-categories/schools/>

Moths Ireland – Moth information and studies in Ireland. www.mothsireland.com

National Biodiversity Data Centre - National Biodiversity Data Centre - documenting Ireland's wildlife. Citizen Science Projects www.biodiversityireland.ie/

National Parks and Wildlife Service - Information on important sites and species, wildlife legislation and biodiversity plans. It includes an interactive mapper with information. <http://www.npws.ie/>

RSPB – Information on building and siting nest boxes. [RSPB Nest Box Guide](#) [RSPB Feeding Birds Guide](#)

Tree Council of Ireland –A voluntary group concerned with trees in Ireland <http://www.treecouncil.ie/>

APPENDIX 2: BUILT HERITAGE OF TULLAMORE

The website www.archaeology.ie allows you to find out details about local built heritage through its Historic Environment Viewer. In this viewer you can change the base layer maps to view different aged maps of the area overlaid with data about National Monuments and Protected Structures.

Screen grab of the interactive map from www.archaeology.ie where blue dots represent buildings detailed on the National Inventory of Architectural Heritage and red dots are sites/items scheduled for inclusion in the Record of Monuments & Places (pre-1700 AD). Please note that we have permission for this to be shown for educational purposes but not for commercial gain. You are recommended to view this online for more details of sites etc.

Built Heritage detailed at www.archaeology.ie

The table below lists designated listings in the National Inventory of Architectural heritage in Tullamore

Built Heritage details in the Record of Monuments and Places for Tullamore:

APPENDIX 3: PLANTING FOR POLLINATORS

The following is an extract from guidelines available from www.pollinators.ie:

Pollinator friendly planting code - professional planting recommendations Experts agree that inadequate nutrition is a major cause of pollinator declines. We want pollinators to be there when we need them, but our landscape doesn't provide the abundance and diversity of flowering plants that they need to survive throughout their life cycle. To have a healthy balanced diet, bees need to be able to feed on pollen and nectar from a range of different flowers from early spring to autumn.

It is important to prioritise increasing native plants (trees, shrubs, wildflowers) across the landscape to provide food for pollinators.

Good native hedgerow species for pollinators:

Hazel (Feb-Apr) Willow (Mar-May) Blackthorn (Mar-May) Hawthorn (Apr-Jun) Broom (Apr-Jun) Wild Cherry (Apr-May) Bramble (May-Sept) Wild Privet (May-Jul) Crab apple (May-Jun) Elder (May-Jun) Whitebeam (May-Jun) Rowan (May-Jun) Wild Rose (Jun-Jul) Honeysuckle (Jun-Oct) Guelder Rose (Jun-Jul) Raspberry (Jun-Aug) Ivy (Sept-Nov) Gorse (Jan-Dec)

These species are **not** recommended for hedgerows: Horse Chestnut, Beech, Laburnum, Lilac, Lime.

These species can be **considered invasive** and should not be planted: Fuchsia, Cherry Laurel, Rhododendron, Sycamore, Snowberry.

Deliberately planting horticultural or ornamental plants Important:

In towns and towns non-native horticultural or ornamental plants can be an important additional food source for pollinators. It is important to choose species that are good sources of nectar and pollen. However, you should **not** plant these in natural or semi-natural habitats. They should also not be planted in farmland (outside of farm gardens).

- Perennial plants are generally better sources of pollen and nectar than annuals. They are also cost effective as they grow and flourish over the following years. In contrast to seasonally replaced annual bedding, perennial plants can look less attractive to the public when they have finished flowering. This can be minimised by carefully selecting perennials and mixing them with ornamental grasses.
- Traditional annual bedding plants like Geraniums, Begonias, Busy Lizzy, Petunias, Polyanthus or Salvia splendens have virtually **no pollen and nectar** and are of little value to pollinators. If you are using annuals you should try to select scented, single-flowered varieties. The block planting of these can be an excellent source of food for pollinators.
- The All Ireland Pollinator Guide have lists of pollinator friendly trees, shrubs, climbers, perennials, annuals and bulbs. Please note that these are not exhaustive lists. The best guide is to observe what the bees themselves are feeding on in parks/gardens and to increase the amount of these plants.

STREET TREES Roadside margins can be difficult locations in which to establish trees. Those suggested are pollinator friendly, resistant to pruning and should not cause any structural damage or create health and safety issues.

Species	Flowering
Juneberry Tree <i>Amelanchier x grandiflora</i> 'Robin Hill'	Small white flower April. Good autumn colour
Upright Hawthorn <i>Crataegus monogyna</i> 'Stricta'	White flowers May
Pillar crab <i>Malus tschonoskii</i>	Scented white flowers May. Can set fruit
Callery pear <i>Pyrus calleryana</i> 'Chanticleer'	White flowers April-May. Can set fruit.
Rowan <i>Sorbus acuparia</i> varieties	White flowers May-June
Lime <i>Tilia cordata</i> 'Greenspire'; <i>Tilia x europaea</i> 'Euchlora'	Pale yellow flowers June-July

Lime (*Tilia*) species have fragrant flowers and produce a lot of nectar, however care is needed in the selection of cultivars as many can grow to large tree size proportions that will exceed allotted roadside space. Some are also very attractive to aphids and can lead to honeydew drip onto cars below (e.g., *Tilia x europaea*, *T. platyphyllos*). Those suggested above are smaller and don't attract aphids, therefore producing no dripping.

[A detailed list of bulbs, flowers and climbers suitable for any season are available to view here.](#)



Available from resource section from www.pollinators.ie

APPENDIX 4: NATIVE TREES & SHRUBS FOR LANDSCAPING¹

Common name	Latin name	Height (max)	Suitable for public open spaces	Suitable for streets / confined spaces	Suitable for tubs, containers, raised beds.	Guide to planting: see key below
Alder	<i>Alnus glutinosa</i>	22m	Yes	No	Yes	ADPS
Alder buckthorn	<i>Frangula alnus</i>	6m	Yes	No	Yes	D Restricted distribution. Not commonly available.
Arbutus (strawberry tree)	<i>Arbutus unedo</i>	8m	Yes	No	Yes	Not frost hardy
Ash	<i>Fraxinus excelsior</i>	28m	Yes	No	No	ADIPS
Aspen	<i>Populus tremula</i>	24m	Yes	No	No	DPSV Not close to buildings or any services
Bramble	<i>Rubus fruticosus</i>	2m	No	No	No	C/H note: tends to be invasive
Broom	<i>Cytisus scoparius</i>	2m	Yes	No	Yes	*
Burnet rose	<i>Rosa pimpinellifolia</i>	2m	Yes	No	Yes, but vigorous In a rural setting	C/H Restricted distribution. Not commonly available.
Common (or European) gorse	<i>Ulex europeus</i>	2.5m	Yes	No		HV
Crab apple	<i>Malus sylvestris</i>	6m	Yes	No	No	AHIP
Dog rose	<i>Rosa canina</i>	2m	Yes	No	Yes. Vigorous	C/H
Downy birch	<i>Betula pubescens</i>	18m	Yes	Yes	Yes	ADIP
Elder	<i>Sambucus nigra</i>	6m	In hedge	No	No	V
Guelder rose	<i>Viburnum opulus</i>	4.5m	Yes	No	No	DH
Hawthorn	<i>Crataegus monogyna</i>	9m	Yes	Yes	Yes	AHIPS
Hazel	<i>Corylus avellana</i>	6m	Yes	No	No	AHS
Holly	<i>Ilex aquifolium</i>	15m	Yes	Yes	Yes	AHPS
Honeysuckle	<i>Lonicera periclymenum</i>	climber	Yes	On walls	No	C
Ivy	<i>Hedera helix</i>	climber	Yes	Yes	Yes	C
Juniper	<i>Juniperus communis</i>	6m	Yes	No	No	S
Pedunculate oak	<i>Quercus robur</i>	30m	Yes	No	No	AI only suitable for large spaces
Privet	<i>Ligustrum vulgare</i>	3m	Yes	Yes	Yes	No
Rowan or mountain ash	<i>Sorbus aucuparia</i>	9m	Yes	Yes	Yes	ADHIP
Scots pine	<i>Pinus sylvestris</i>	24m	Yes	No	No	AI
Sessile oak	<i>Quercus petraea</i>	30m	Yes	No	No	AI only suitable for large spaces
Silver birch	<i>Betula pendula</i>	18m	Yes	Yes	Yes	ADIP
Sloe, blackthorn	<i>Prunus spinosa</i>	3m	Yes	No	No	AHPV
Spindle	<i>Euonymus europaeus</i>	7.5m	Yes	No	No	H
Western (or mountain) gorse	<i>Ulex gallii</i>	1.5m	Yes	No	Yes	* Restricted distribution. Not commonly available.
Whitebeam spp.	<i>Sorbus aria</i>	12m	Yes	Yes	Yes	IPS
Wild cherry	<i>Prunus avium</i>	15m	Yes	Yes	Yes	AHI
Willow spp.	<i>Salix spp.</i>	6m	Some	No	No	V Not suitable near buildings or services
Wych elm	<i>Ulmus glabra</i>	30m	Yes		No	PS
Yew	<i>Taxus baccata</i>	14m	Yes	No	Yes	AIPS

A – Grows in a wide variety of soils, C – Climber, H – Suitable for hedging, I – Suitable as an individual tree, D – Tolerates or prefers damp conditions, P – Tolerates smoke or pollution, S – Tolerates shade, V – Invasive, * – Tolerates dry conditions

¹ Source – Heritage Council (2004) Conserving and Enhancing Wildlife in Towns and Towns.

APPENDIX 5: INFORMATION ON NEST BOXES AND THEIR REQUIREMENTS

Species	Nest box type and hole diameter	Position of nest boxes
Blackbird	A box with 10cm high open front. Dimensions: 28 x 23 x 17 cm	Fix the box 1.5m to 5.5 metres high.
Blue tit	Entrance hole size diameter should be 2.5cm.	Boxes for tits, sparrows or starlings should be fixed 2m to 4m up a tree or a wall.
Great tit	Entrance hole size diameter should be 2.8cm.	
Starling	Entrance hole size diameter should be 4.5 cm.	
Pied wagtail	A small box with 10cm high open front	Should be fixed up to 5m above ground.
Robin	A small box with 10 cm high open front.	Open-fronted boxes for robins and wrens need to be low down, below 2m, well hidden in vegetation.
Wren	A box with a 14 cm high front panel	
Note: It is best to erect nest boxes in the Autumn. Nailing them to trees may damage the trees so it is suggested you erect them with a nylon bolt or wire. Ideally your nest box would be positioned between south east and south west if there is plenty of shade. Make sure that the birds have a clear flight path without any clutter directly in front of the entrance. Tilt the box forward slightly so that any driving rain will hit the roof. <i>Adapted from the RSPB.</i>		

APPENDIX 6: GREENING YOUR FESTIVAL

IDEAS FOR GREENING YOUR EVENT – please note ideas overleaf on balloon launches

PLASTIC FREE FESTIVALS

Do not allow single-use plastics at your event. Have water fountains or refillable bottles, glasses and cups. Use paper straws. Use crockery / cutlery where you can wash them.

FOOD PACKAGING

Encourage stall holders not to use Styrofoam containers or other non-recyclable containers. Use where possible compostable plates and cutlery. Choices include:

Recycled Plastic – Plastic that's been recycled is more sustainable.

Bamboo – Bamboo is a grass that takes only 5-7 years to reach maturity, thus making it highly sustainable. Bamboo is also naturally antibacterial making it super hygienic.

Wooden – Wooden is a natural and clean option.

RECYCLE STATIONS

Clearly label and set up recycling stations. If possible – have volunteers at recycling stations to direct what waste goes into which bin.

CATERING:

When planning the menu for your event, try to consider organic, seasonal and local food, which isn't likely to leave a big carbon footprint.

Try to choose coffee and tea from sustainable and fair-trade growers. These can be purchased in most Irish supermarkets.

Getting food quantities right is always a worry. Provide too little and you'll have everyone grumbling (their stomachs, too!), provide too much and there will be waste to deal with. To minimise any waste, be sure, where possible, that you know the numbers attending and any dietary requirements so that your caterer can plan quantities accordingly.

LIGHTING

LEDs are an energy-efficient alternative to traditional light bulbs.

Prizes – give away prizes of packets of local seeds, or wind-up torches or refillable water bottles.

BALLOONS & CHINESE LANTERNS OR PLASTIC DUCKS – DO NOT RELEASE AS HARMS WILDLIFE AND ADDS TO PLASTIC POLLUTION

For many people, sending a balloon into the sky is a popular way to remember someone or to celebrate an event. Although popular and well loved, the act of releasing balloons is also an environmental issue. Balloons, and balloon accessories like plastic clips and ribbons, are not biodegradable. In particular mylar balloons, which are essentially foil-coated plastic, stay in the environment forever. Similar to plastic bags, in sunlight they break down into smaller pieces forming dangerous micro plastics. Latex balloons generally degrade more quickly than other types of plastics but can take years to fully decompose depending on conditions and the materials used in their manufacture.

ALTERNATIVES TO BALLOON RELEASES

Have balloons tied down and do not release them. Ensure they are disposed of at the end of the event.

Bubbles: Make a bubble solution so you can blow bubbles and let the breeze carry them skyward. You can also make giant bubbles and frost patterns in bubbles in the winter. Bubbles are a fun addition to any party; people of all ages love them, and they look so pretty floating around in photos. Just be sure to buy or make non-toxic bubble mix that is eco-friendly. [Here is a recipe.](#)

Kites: Flying kites is a great way to promote your event and make it visible for miles.

Flags, banners, streamers and dancing inflatables – Many businesses are realizing the benefits of using reusable eye-catching signage. Colourful streamers, flags and banners save money and time over balloons, ribbons and helium. They are also weather resistant, save Helium, and can be reused again and again!

Bunting – A great way to decorate for parties and celebrations is bunting! These beautiful waves of fabric can be made at home and uniquely designed with different patterns, shapes, and colours. They are also reusable, fun to make, and are sure to light up the party!

Wildflower seed bombs – A great way to give a gift that grows is by making your own flower seed bombs! It's important to only use native seeds – you could collect these from local fields etc. These little pounces will spread life-giving, beautiful flowers. [Make your own seed bombs making sure you choose local seeds.](#)

Coloured lights – Coloured lights catch attentions during parties, holidays! They can be more wildlife-friendly than bright lights that can impact on eg. foraging bats.

Prepared for Tullamore TidyTowns Committee

By

Woodrow Sustainable Solutions
Main Street, Ballisodare, Co Sligo.
F91 R2VC
www.woodrow.ie



Tullamore Tidy Towns
<https://www.tullamoretidytowns.ie>
Email: info@tullamoretidytowns.ie